

Write your name here

Surname

Other names

Pearson Edexcel
Level 3 GCE

Centre Number

--	--	--	--	--

Candidate Number

--	--	--	--

Mathematics

Advanced

Paper 1: Pure Mathematics 1

Sample Assessment Material for first teaching September 2017

Time: 2 hours

Paper Reference

9MA0/01

You must have:

Mathematical Formulae and Statistical Tables, calculator

Total Marks

Candidates may use any calculator permitted by Pearson regulations. Calculators must not have the facility for algebraic manipulation, differentiation and integration, or have retrievable mathematical formulae stored in them.

Instructions

- Use **black** ink or ball-point pen.
- If pencil is used for diagrams/sketches/graphs it must be dark (HB or B).
- **Fill in the boxes** at the top of this page with your name, centre number and candidate number.
- Answer **all** questions and ensure that your answers to parts of questions are clearly labelled.
- Answer the questions in the spaces provided
– *there may be more space than you need.*
- You should show sufficient working to make your methods clear. Answers without working may not gain full credit.
- Answers should be given to three significant figures unless otherwise stated.

Information

- A booklet 'Mathematical Formulae and Statistical Tables' is provided.
- There are 15 questions in this question paper. The total mark for this paper is 100.
- The marks for **each** question are shown in brackets
– *use this as a guide as to how much time to spend on each question.*

Advice

- Read each question carefully before you start to answer it.
- Try to answer every question.
- Check your answers if you have time at the end.
- If you change your mind about an answer cross it out and put your new answer and any working out underneath.

Turn over ►

S54259A

©2017 Pearson Education Ltd.

1/1/1/1/1/1/



Pearson

Answer ALL questions. Write your answers in the spaces provided.

1. The curve C has equation

$$y = 3x^4 - 8x^3 - 3$$

- (a) Find (i) $\frac{dy}{dx}$
- (ii) $\frac{d^2y}{dx^2}$ (3)
- (b) Verify that C has a stationary point when $x = 2$ (2)
- (c) Determine the nature of this stationary point, giving a reason for your answer. (2)

2.

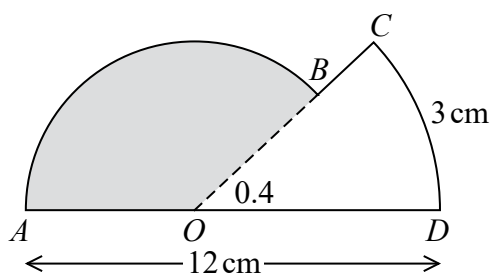


Figure 1

The shape $ABCDOA$, as shown in Figure 1, consists of a sector COD of a circle centre O joined to a sector AOB of a different circle, also centre O .

Given that arc length $CD = 3$ cm, $\angle COD = 0.4$ radians and AOD is a straight line of length 12 cm,

- (a) find the length of OD , (2)
- (b) find the area of the shaded sector AOB . (3)

DO NOT WRITE IN THIS AREA

DO NOT WRITE IN THIS AREA

DO NOT WRITE IN THIS AREA

(Total for Question 2 is 5 marks)

3. A circle C has equation

$$x^2 + y^2 - 4x + 10y = k$$

where k is a constant.

(a) Find the coordinates of the centre of C .

(2)

(b) State the range of possible values for k .

(2)

(Total for Question 3 is 4 marks)

4. Given that a is a positive constant and

$$\int_a^{2a} \frac{t+1}{t} dt = \ln 7$$

show that $a = \ln k$, where k is a constant to be found.

(4)

DO NOT WRITE IN THIS AREA

DO NOT WRITE IN THIS AREA

DO NOT WRITE IN THIS AREA

(Total for Question 4 is 4 marks)

5. A curve C has parametric equations

$$x = 2t - 1, \quad y = 4t - 7 + \frac{3}{t}, \quad t \neq 0$$

Show that the Cartesian equation of the curve C can be written in the form

$$y = \frac{2x^2 + ax + b}{x + 1}, \quad x \neq -1$$

where a and b are integers to be found.

(3)

(Total for Question 5 is 3 marks)

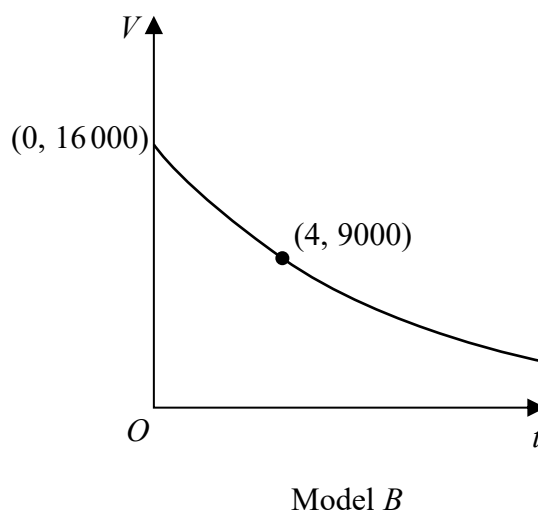
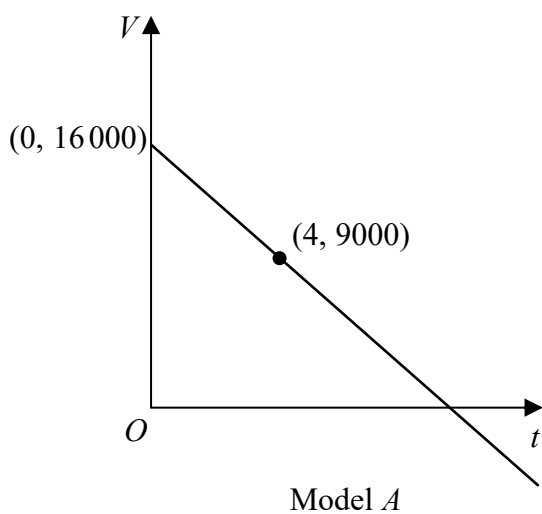
6. A company plans to extract oil from an oil field.

The daily volume of oil V , measured in barrels that the company will extract from this oil field depends upon the time, t years, after the start of drilling.

The company decides to use a model to estimate the daily volume of oil that will be extracted. The model includes the following assumptions:

- The initial daily volume of oil extracted from the oil field will be 16 000 barrels.
- The daily volume of oil that will be extracted exactly 4 years after the start of drilling will be 9 000 barrels.
- The daily volume of oil extracted will decrease over time.

The diagram below shows the graphs of two possible models.



- (a) (i) Use model A to estimate the daily volume of oil that will be extracted exactly 3 years after the start of drilling.
- (ii) Write down a limitation of using model A . (2)
- (b) (i) Using an exponential model and the information given in the question, find a possible equation for model B .
- (ii) Using your answer to (b)(i) estimate the daily volume of oil that will be extracted exactly 3 years after the start of drilling. (5)

Question 6 continued

DO NOT WRITE IN THIS AREA

DO NOT WRITE IN THIS AREA

DO NOT WRITE IN THIS AREA

(Total for Question 6 is 7 marks)

7.

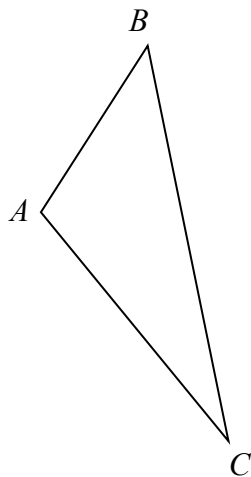


Figure 2

Figure 2 shows a sketch of a triangle ABC .

Given $\vec{AB} = 2\mathbf{i} + 3\mathbf{j} + \mathbf{k}$ and $\vec{BC} = \mathbf{i} - 9\mathbf{j} + 3\mathbf{k}$,

show that $\angle BAC = 105.9^\circ$ to one decimal place.

(5)

DO NOT WRITE IN THIS AREA

DO NOT WRITE IN THIS AREA

DO NOT WRITE IN THIS AREA

Question 7 continued

DO NOT WRITE IN THIS AREA

DO NOT WRITE IN THIS AREA

DO NOT WRITE IN THIS AREA

(Total for Question 7 is 5 marks)

8. $f(x) = \ln(2x - 5) + 2x^2 - 30, \quad x > 2.5$

(a) Show that $f(x) = 0$ has a root α in the interval $[3.5, 4]$ (2)

A student takes 4 as the first approximation to α .

Given $f(4) = 3.099$ and $f'(4) = 16.67$ to 4 significant figures,

(b) apply the Newton-Raphson procedure once to obtain a second approximation for α , giving your answer to 3 significant figures. (2)

(c) Show that α is the only root of $f(x) = 0$ (2)

DO NOT WRITE IN THIS AREA

DO NOT WRITE IN THIS AREA

DO NOT WRITE IN THIS AREA

Question 8 continued

DO NOT WRITE IN THIS AREA

DO NOT WRITE IN THIS AREA

DO NOT WRITE IN THIS AREA

(Total for Question 8 is 6 marks)

9. (a) Prove that

$$\tan \theta + \cot \theta \equiv 2\operatorname{cosec}2\theta, \quad \theta \neq \frac{n\pi}{2}, n \in \mathbb{Z} \quad (4)$$

(b) Hence explain why the equation

$$\tan \theta + \cot \theta = 1$$

does not have any real solutions. (1)

DO NOT WRITE IN THIS AREA

DO NOT WRITE IN THIS AREA

DO NOT WRITE IN THIS AREA

(Total for Question 9 is 5 marks)

10. Given that θ is measured in radians, prove, from first principles, that the derivative of $\sin \theta$ is $\cos \theta$

You may assume the formula for $\sin(A \pm B)$ and that as $h \rightarrow 0$, $\frac{\sin h}{h} \rightarrow 1$ and $\frac{\cos h - 1}{h} \rightarrow 0$

(5)

DO NOT WRITE IN THIS AREA

DO NOT WRITE IN THIS AREA

DO NOT WRITE IN THIS AREA

(Total for Question 10 is 5 marks)

11. An archer shoots an arrow.

The height, H metres, of the arrow above the ground is modelled by the formula

$$H = 1.8 + 0.4d - 0.002d^2, \quad d \geq 0$$

where d is the horizontal distance of the arrow from the archer, measured in metres.

Given that the arrow travels in a vertical plane until it hits the ground,

(a) find the horizontal distance travelled by the arrow, as given by this model. (3)

(b) With reference to the model, interpret the significance of the constant 1.8 in the formula. (1)

(c) Write $1.8 + 0.4d - 0.002d^2$ in the form

$$A - B(d - C)^2$$

where A , B and C are constants to be found. (3)

It is decided that the model should be adapted for a different archer.

The adapted formula for this archer is

$$H = 2.1 + 0.4d - 0.002d^2, \quad d \geq 0$$

Hence or otherwise, find, for the adapted model

- (d) (i) the maximum height of the arrow above the ground.
 (ii) the horizontal distance, from the archer, of the arrow when it is at its maximum height. (2)

12. In a controlled experiment, the number of microbes, N , present in a culture T days after the start of the experiment were counted.

N and T are expected to satisfy a relationship of the form

$$N = aT^b, \quad \text{where } a \text{ and } b \text{ are constants}$$

(a) Show that this relationship can be expressed in the form

$$\log_{10} N = m \log_{10} T + c$$

giving m and c in terms of the constants a and/or b .

(2)

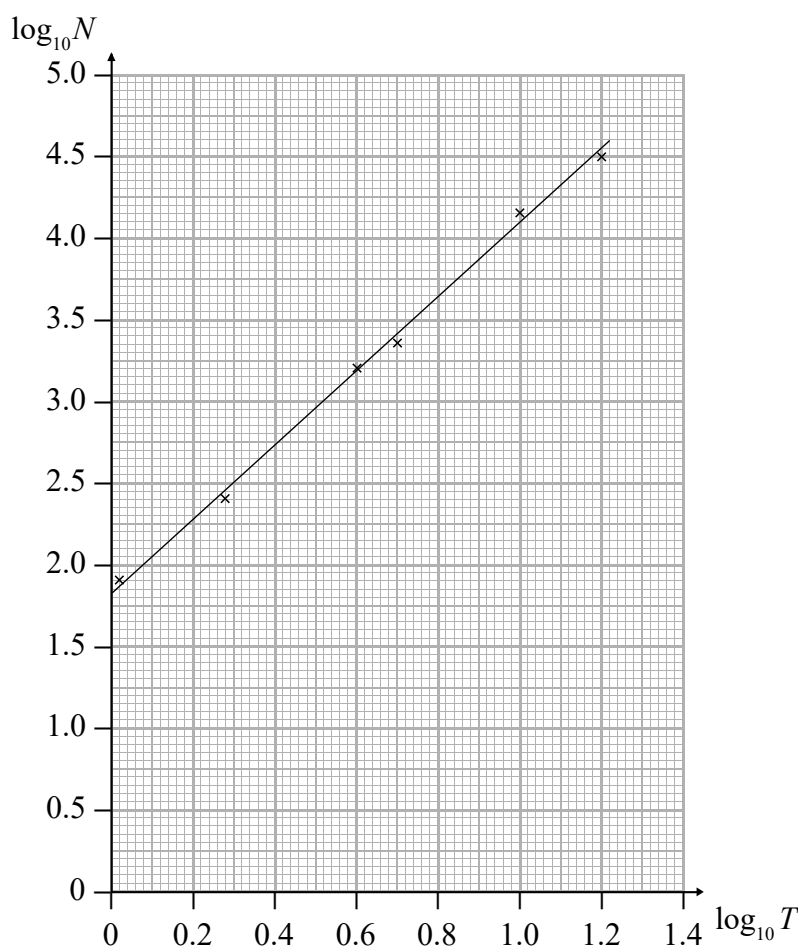


Figure 3

Figure 3 shows the line of best fit for values of $\log_{10} N$ plotted against values of $\log_{10} T$

(b) Use the information provided to estimate the number of microbes present in the culture 3 days after the start of the experiment.

(4)

(c) Explain why the information provided could not reliably be used to estimate the day when the number of microbes in the culture first exceeds 1 000 000.

(2)

(d) With reference to the model, interpret the value of the constant a .

(1)

Question 12 continued

DO NOT WRITE IN THIS AREA

DO NOT WRITE IN THIS AREA

DO NOT WRITE IN THIS AREA

Lined writing area for question 12 continued.

Question 12 continued

DO NOT WRITE IN THIS AREA

DO NOT WRITE IN THIS AREA

DO NOT WRITE IN THIS AREA

DO NOT WRITE IN THIS AREA

DO NOT WRITE IN THIS AREA

DO NOT WRITE IN THIS AREA

13. The curve C has parametric equations

$$x = 2 \cos t, \quad y = \sqrt{3} \cos 2t, \quad 0 \leq t \leq \pi$$

- (a) Find an expression for $\frac{dy}{dx}$ in terms of t . (2)

The point P lies on C where $t = \frac{2\pi}{3}$

The line l is the normal to C at P .

- (b) Show that an equation for l is

$$2x - 2\sqrt{3}y - 1 = 0 \quad (5)$$

The line l intersects the curve C again at the point Q .

- (c) Find the exact coordinates of Q .

You must show clearly how you obtained your answers. (6)

Question 13 continued

DO NOT WRITE IN THIS AREA

DO NOT WRITE IN THIS AREA

DO NOT WRITE IN THIS AREA

(Total for Question 13 is 13 marks)

14.

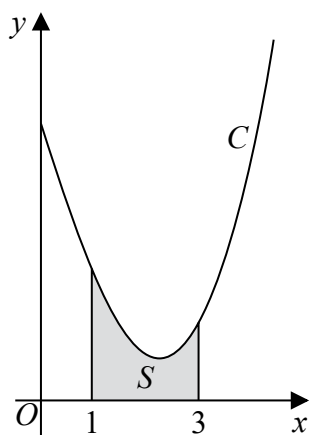


Figure 4

Figure 4 shows a sketch of part of the curve C with equation

$$y = \frac{x^2 \ln x}{3} - 2x + 5, \quad x > 0$$

The finite region S , shown shaded in Figure 4, is bounded by the curve C , the line with equation $x = 1$, the x -axis and the line with equation $x = 3$

The table below shows corresponding values of x and y with the values of y given to 4 decimal places as appropriate.

x	1	1.5	2	2.5	3
y	3	2.3041	1.9242	1.9089	2.2958

- (a) Use the trapezium rule, with all the values of y in the table, to obtain an estimate for the area of S , giving your answer to 3 decimal places. (3)
- (b) Explain how the trapezium rule could be used to obtain a more accurate estimate for the area of S . (1)
- (c) Show that the exact area of S can be written in the form $\frac{a}{b} + \ln c$, where a , b and c are integers to be found. (6)

(In part c, solutions based entirely on graphical or numerical methods are not acceptable.)

Question 14 continued

DO NOT WRITE IN THIS AREA

DO NOT WRITE IN THIS AREA

DO NOT WRITE IN THIS AREA

Question 14 continued

A series of 35 horizontal lines for writing answers.

DO NOT WRITE IN THIS AREA

DO NOT WRITE IN THIS AREA

DO NOT WRITE IN THIS AREA

Question 14 continued

DO NOT WRITE IN THIS AREA

DO NOT WRITE IN THIS AREA

DO NOT WRITE IN THIS AREA

(Total for Question 14 is 10 marks)

15.

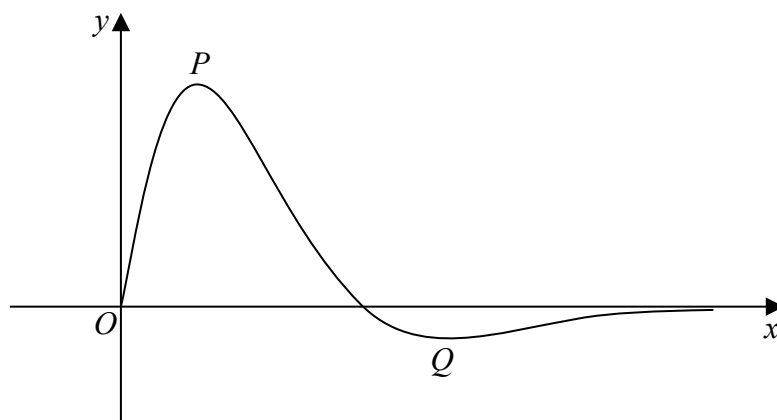
**Figure 5**

Figure 5 shows a sketch of the curve with equation $y = f(x)$, where

$$f(x) = \frac{4\sin 2x}{e^{\sqrt{2x}-1}}, \quad 0 \leq x \leq \pi$$

The curve has a maximum turning point at P and a minimum turning point at Q as shown in Figure 5.

(a) Show that the x coordinates of point P and point Q are solutions of the equation

$$\tan 2x = \sqrt{2} \quad (4)$$

(b) Using your answer to part (a), find the x -coordinate of the minimum turning point on the curve with equation

(i) $y = f(2x)$.

(ii) $y = 3 - 2f(x)$. (4)

DO NOT WRITE IN THIS AREA

DO NOT WRITE IN THIS AREA

DO NOT WRITE IN THIS AREA

Question 15 continued

DO NOT WRITE IN THIS AREA

DO NOT WRITE IN THIS AREA

DO NOT WRITE IN THIS AREA

Question 15 continued

Handwritten area with 20 horizontal lines for student response.

DO NOT WRITE IN THIS AREA

DO NOT WRITE IN THIS AREA

DO NOT WRITE IN THIS AREA

(Total for Question 15 is 8 marks)

TOTAL FOR PAPER IS 100 MARKS